

Hypo Tirol Bank AG - Mortgage Covered Bonds

Covered Bonds / Austria

Contacts

Beers, Dennis - +49 (697) 073-0979 - Dennis.Beers@moodys.com
Gorton, Zoe - +44 (207) 772-1779 - Zoe.Gorton@moodys.com



Click on the icon to download data into Excel & to see Glossary of terms used
Click [here](#) to access the covered bond programme webpage on moodys.com

Monitoring

Monitor.CB@moodys.com

Client Service Desk

London: +44 20 7772-5454, csdlondon@moodys.com

Reporting as of:

30/09/2022

All amounts in EUR (unless otherwise specified)

For information on how to read this report, see the latest
Moody's Covered Bonds Sector Update

Data as provided to Moody's Investors Service (note 1)

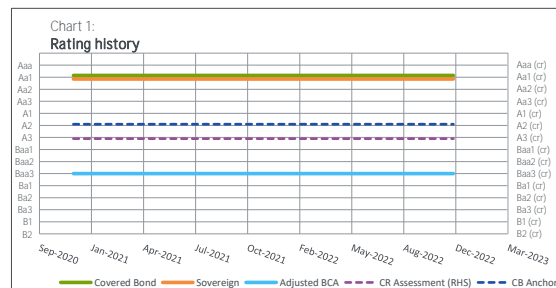
I. Programme Overview

Overview

Year of initial rating assignment:	2015
Total outstanding liabilities:	EUR 2,507,853,880
Total assets in the Cover Pool:	EUR 2,811,489,669
Issuer name / CR Assessment:	Hypo Tirol Bank AG / A3(cr)
Group or parent name / CR Assessment:	n/a
Main collateral type:	Residential

Ratings

Covered bonds rating:	Aa1
Entity used in Moody's EL & TPI analysis:	Hypo Tirol Bank AG
CB anchor:	A2
CR Assessment:	A3(cr)
Adjusted BCA / SUR:	baa3 / n/a
Unsecured claim used for Moody's EL analysis:	Yes



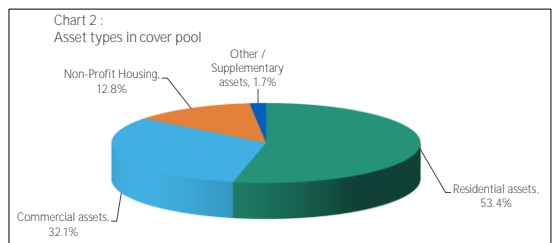
II. Value of the Cover Pool

Collateral quality

Collateral Score:	11.4%
Collateral Score excl. systemic risk:	n/a

Cover Pool losses

Collateral Risk (Collateral Score post-haircut):	7.6%	43%
Market Risk:	10.0%	57%
	17.6%	100%



III. Over-Collateralisation Levels

(notes 2 & 3)

Over-Collateralisation (OC) figures presented below include Eligible only collateral.
Over-Collateralisation levels are provided on nominal basis

Current situation

Committed OC (Nominal):	2.0%
Current OC:	12.1%
OC consistent with current rating (note 4)	3.5%

Sensitivity scenario CB anchor

	OC consistent with current rating	
Scenario 1: CB anchor is lowered by	1 notch	9.5%

IV. Timely Payment Indicator & TPI Leeway

Timely Payment Indicator (TPI):	Probable-High
TPI Leeway:	2

Extract from TPI table

CB Anchor	Probable-High
Aa2	Aaa
Aa3	Aaa
A1	Aaa
A2	Aaa
A3	Aaa
Baa1	Aa1
Baa2	Aa2
Baa3	Aa3

Legal framework

Does a specific covered bond law apply for this programme:	Yes
Main country in which collateral is based:	Austria
Country in which issuer is based:	Austria

Timely payment

Refinancing period for principal payments of 6 months or greater:	No
Liquidity reserve to support timely payments on all issuances:	No
Principal Payment	Hard Bullet and Soft Bullet

(note 1) The data reported in this PO is based on information provided by the issuer and may include certain assumptions made by Moody's. Moody's accepts no responsibility for the information provided to it and, whilst it believes the assumptions it has made are reasonable, cannot guarantee that they are or will remain accurate. Although Moody's encourages all issuers to provide reporting data in a consistent manner, there may be differences in the way that certain data is categorised by issuers. The data reporting template (which Issuers are requested to use) is available on request. Credit ratings, TPI and TPI Leeway shown in this PO are as of publication date.

(note 2) This assumes the Covered Bonds rating is not constrained by the TPI. Also to the extent rating assumptions change following a downgrade or an upgrade of the Issuer, the necessary OC stated here may also change. This is especially significant in the case of CR assessments of A3(cr) or Baa1(cr), as the necessary OC following a 1 notch downgrade may then be substantially higher than the amount suggested here as market risks are considered more critically by Moody's at this time. In any event, the necessary OC amounts stated here are subject to change at anytime at Moody's discretion.

(note 3) This is the minimum OC calculated to be consistent with the current rating under Moody's expected loss model. However, the level of OC consistent with a given rating level may differ from this amount where ratings are capped under the TPI framework and, for example, where committee discretion is applied.

(note 4) The OC consistent with the current rating is the minimum level of over-collateralisation which is necessary to support the covered bond rating at its current level on the basis of the pool as per the cut-off date. The sensitivity run is based on certain assumptions, including that the Covered Bonds rating is not constrained by the TPI. Further, this sensitivity run is a model output only and therefore a simplification as it does not take into account certain assumptions that may change as an issuer is downgraded, and as a result the actual OC number consistent with the current rating may be higher than shown. The OC required may also differ from the model output in situations when committee discretion is applied. In any event, the OC amounts stated here are subject to change at any time at Moody's discretion.

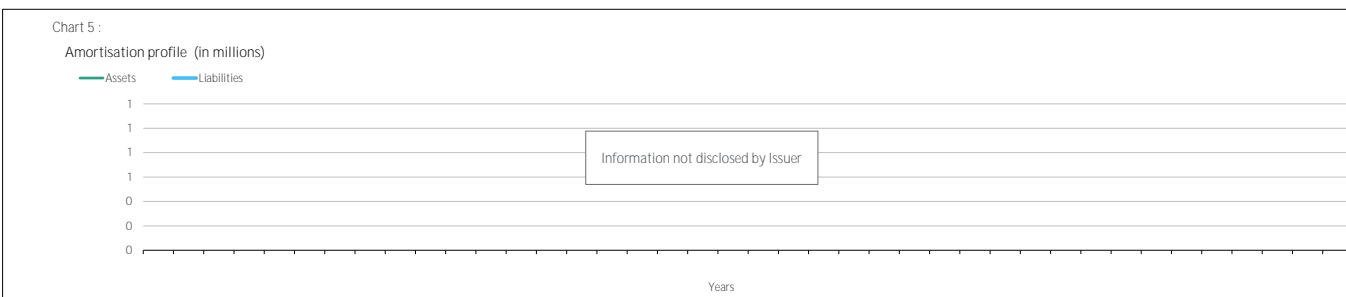
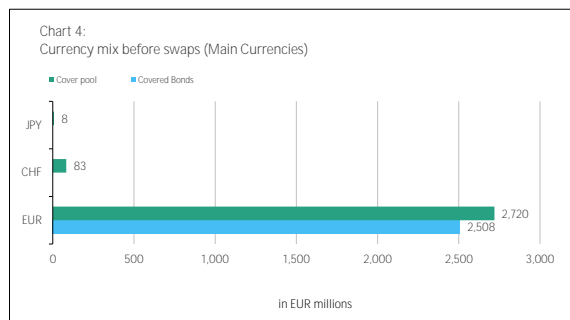
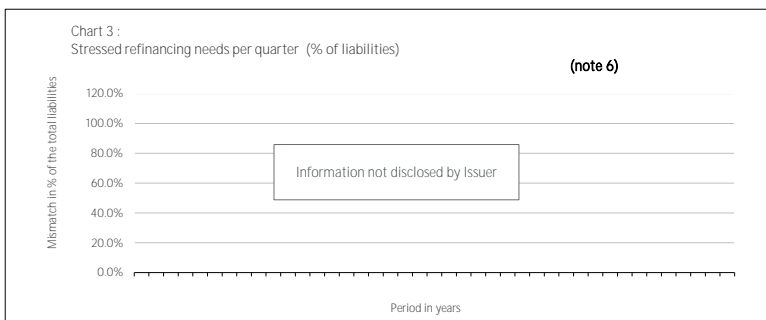
V. Asset Liability Profile

Interest Rate & Duration Mismatch (note 5)

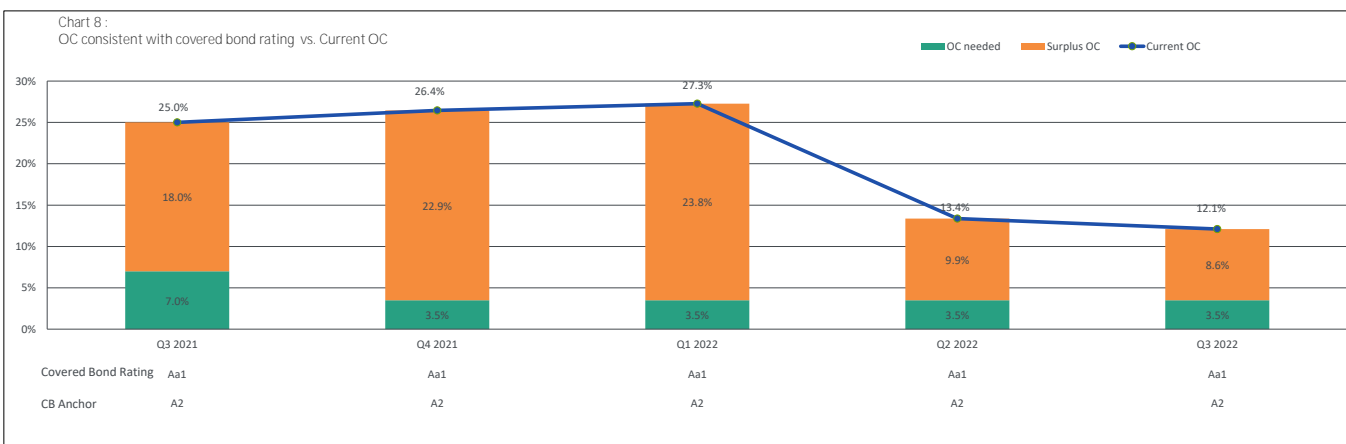
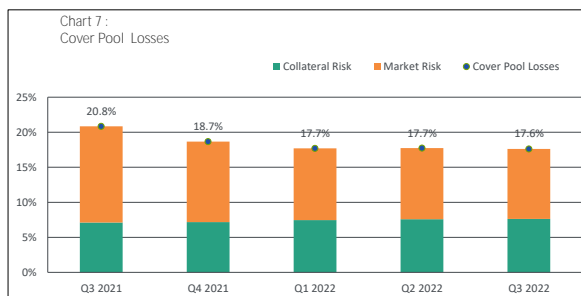
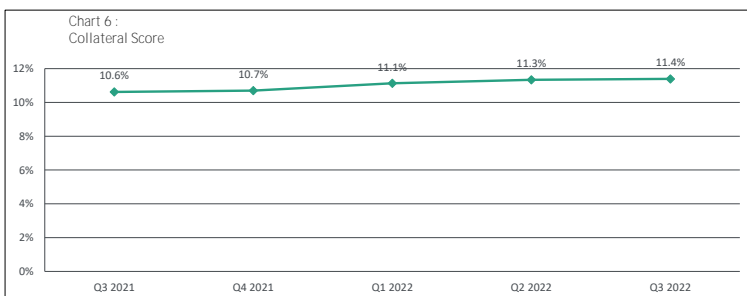
Fixed rate assets in the cover pool:	22.9%
Fixed rate covered bonds outstanding:	100.0%
WAL of outstanding covered bonds:	4.6 years
WAL of the cover pool:	9.9 years

Swap Arrangements

Interest rate swap(s) in the Cover Pool:	No
Intra-group interest rate swap(s) provider(s):	No
Currency swap(s) in the Cover Pool:	No
Intra-group currency swap(s) provider(s):	No



VI. Performance Evolution



This publication does not announce a credit rating action. For any credit ratings referenced in this publication, please see the issuer/deal page on <https://ratings.moodys.com> for the most updated credit rating action information and rating history.

(note 5) This assumes no prepayment.

(note 6) Based on principal flows only. Assumptions include no prepayments, principal collections limited to the portion of assets that make up the amount of the liabilities plus committed OC, no further CB issuance and no further assets added to the cover pool.

VII. Cover Pool Information - Residential Assets – Austria EUR Denominated

Overview

Asset type:	Residential
Asset balance:	1,434,685,556
Average loan balance:	138,746
Number of loans:	10,340
Number of borrowers:	7,869
Number of properties:	8,356
WA remaining term (in months):	213
WA seasoning (in months):	56

Details on LTV

WA Unindexed LTV (*)	60.6%
WA Indexed LTV:	n/d
Valuation type:	Market Value
LTV threshold:	60.0%
Junior ranks:	n/d
Loans with Prior Ranks:	13.1%

Specific Loan and Borrower characteristics

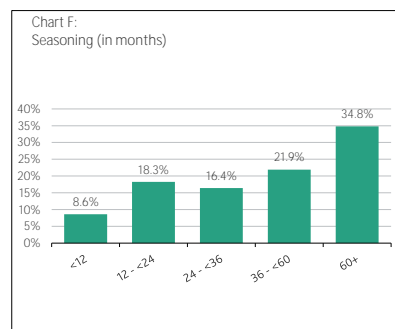
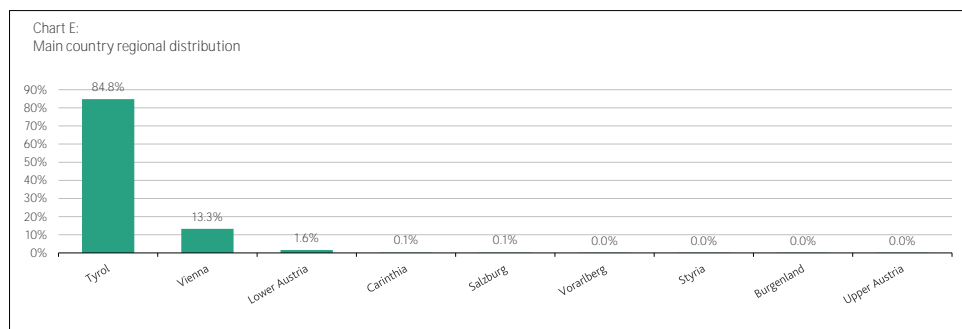
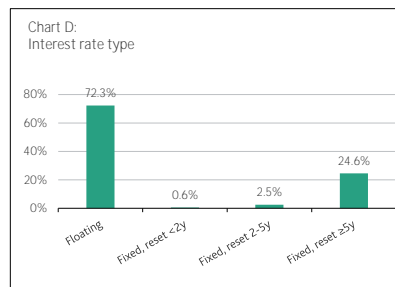
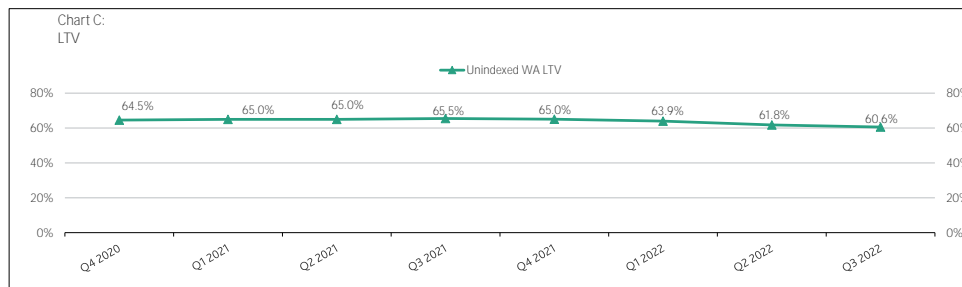
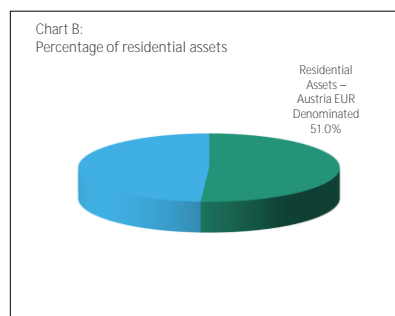
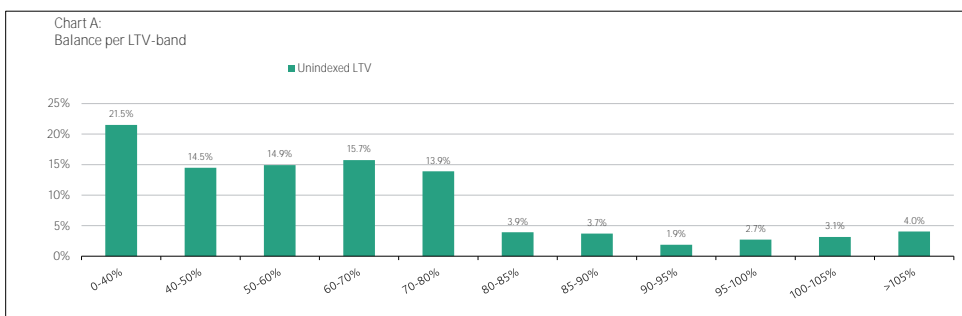
Loans with an external guarantee in addition to a mortgage:	n/a
Interest only Loans	14.3%
Loans for second homes / Vacation:	0.0%
Buy to let loans / Non owner occupied properties:	16.6%
Limited income verified:	0.0%
Adverse credit characteristics (**)	0.0%

Performance

Loans in arrears (≥ 2months - < 6months):	0.4%
Loans in arrears (≥ 6months - < 12months):	0.0%
Loans in arrears (≥ 12months):	0.1%
Loans in a foreclosure procedure:	0.0%

Multi-Family Properties

Loans to tenants of tenant-owned Housing Cooperatives:	n/a
Other type of Multi-Family loans (***)	n/a



(note *) may be based on property value at time of origination or further advance or borrower refinancing.
 (note **) Typically borrowers with a previous personal bankruptcy or borrowers with record of court claims against them at time of origination.
 (note ***) This "other" type refers to loans directly to Housing Cooperatives and to Landlords of Multi-Family properties (not included in Buy to Let).

VIII. Cover Pool Information - Residential Assets – Austria Non-EUR Denominated

Overview

Asset type:	Residential
Asset balance:	59,073,158
Average loan balance:	98,816
Number of loans:	597
Number of borrowers:	548
Number of properties:	573
WA remaining term (in months):	94
WA seasoning (in months):	199

Details on LTV

WA Unindexed LTV (*)	72.9%
WA Indexed LTV:	n/d
Valuation type:	Market Value
LTV threshold:	60.0%
Junior ranks:	n/d
Loans with Prior Ranks:	23.9%

Specific Loan and Borrower characteristics

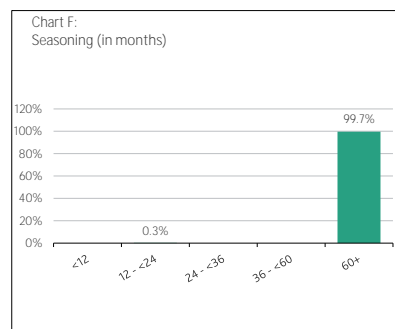
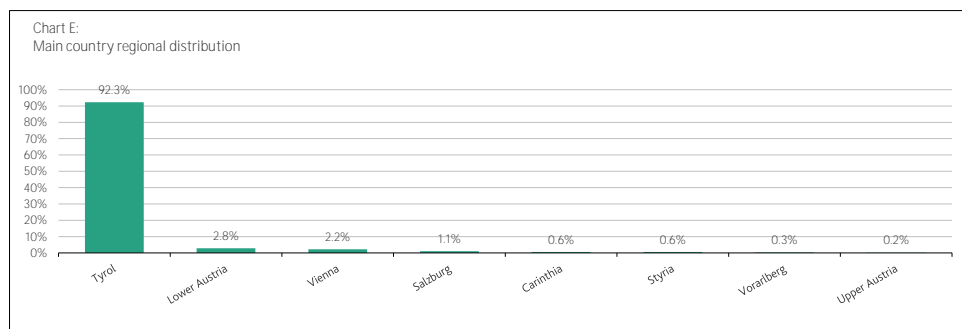
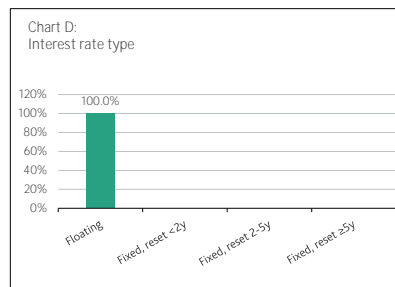
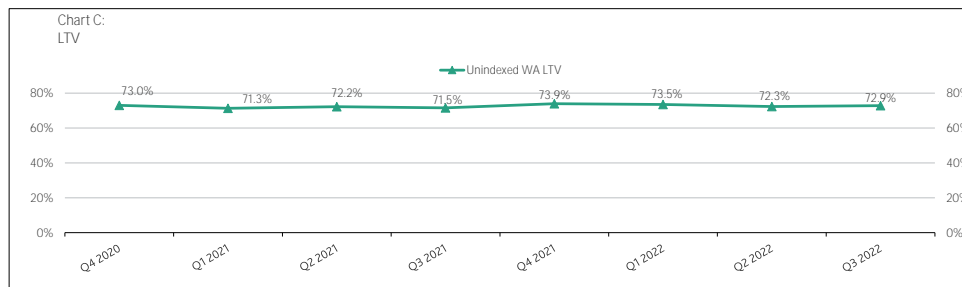
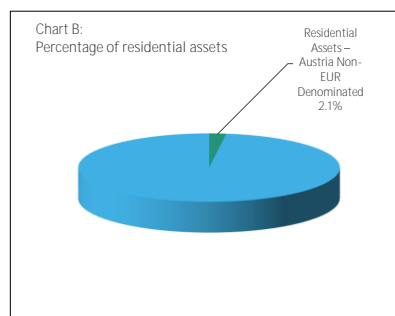
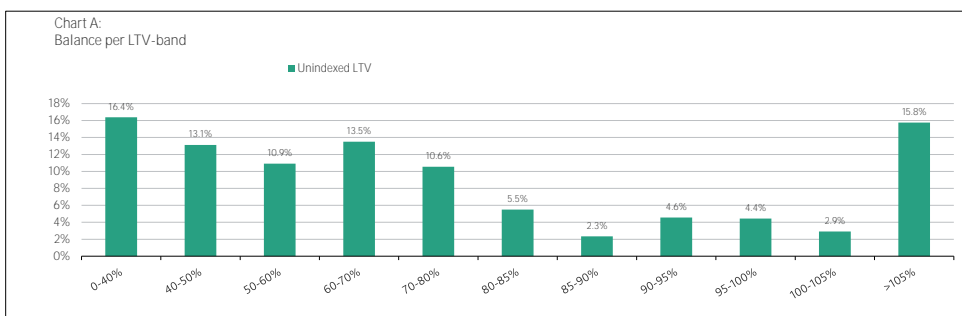
Loans with an external guarantee in addition to a mortgage:	n/a
Interest only Loans	72.9%
Loans for second homes / Vacation:	0.0%
Buy to let loans / Non owner occupied properties:	12.7%
Limited income verified:	0.0%
Adverse credit characteristics (**)	0.0%

Performance

Loans in arrears (≥ 2months - < 6months):	0.0%
Loans in arrears (≥ 6months - < 12months):	0.0%
Loans in arrears (≥ 12months):	0.0%
Loans in a foreclosure procedure:	0.0%

Multi-Family Properties

Loans to tenants of tenant-owned Housing Cooperatives:	n/a
Other type of Multi-Family loans (***)	n/a



(note *) may be based on property value at time of origination or further advance or borrower refinancing.
 (note **) Typically borrowers with a previous personal bankruptcy or borrowers with record of court claims against them at time of origination.
 (note ***) This "other" type refers to loans directly to Housing Cooperatives and to Landlords of Multi-Family properties (not included in Buy to Let).

IX. Cover Pool Information - Non-Profit Housing

Overview

Asset type:	Residential
Asset balance:	359,022,280
Average loan balance:	812,268
Number of loans:	442
Number of borrowers:	396
Number of properties:	470
WA remaining term (in months):	221
WA seasoning (in months):	85

Details on LTV

WA Unindexed LTV (*)	41.9%
WA Indexed LTV:	n/d
Valuation type:	Market Value
LTV threshold:	60.0%
Junior ranks:	n/d
Loans with Prior Ranks:	29.4%

Specific Loan and Borrower characteristics

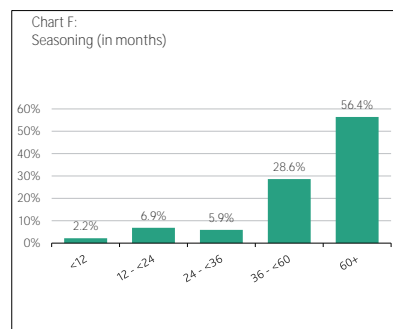
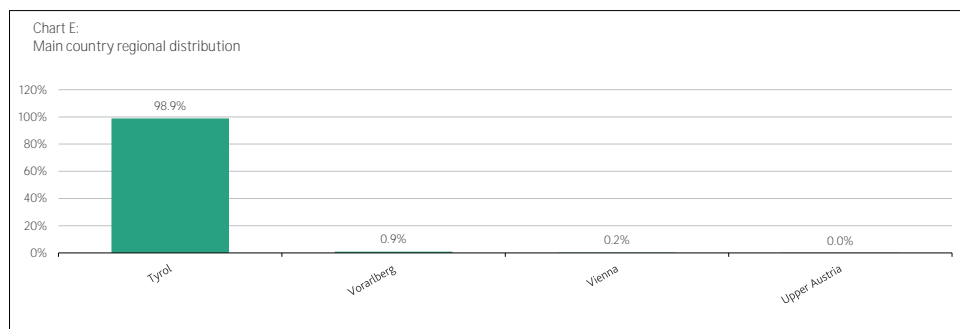
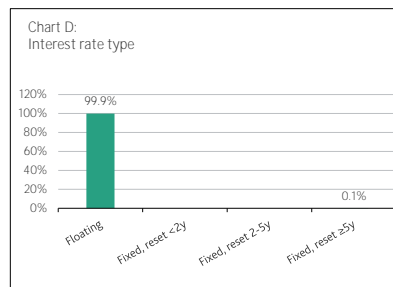
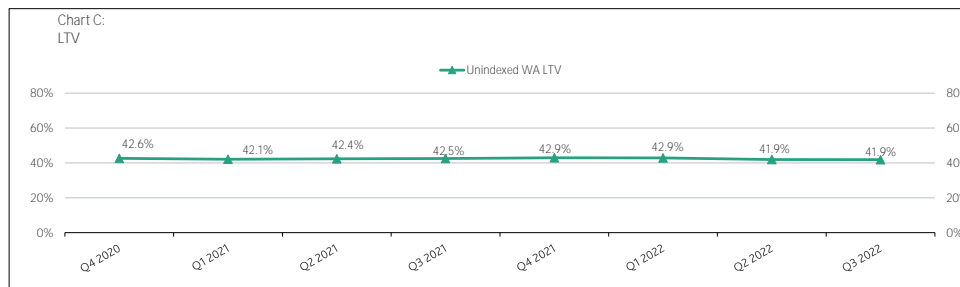
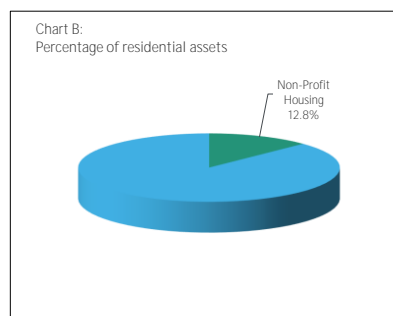
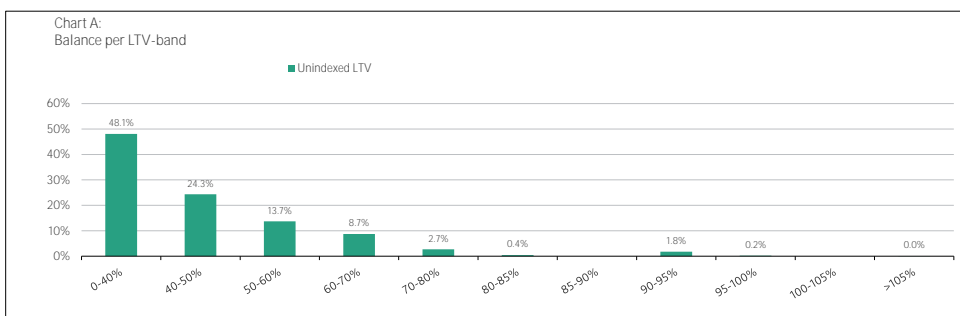
Loans with an external guarantee in addition to a mortgage:	n/a
Interest only Loans	0.0%
Loans for second homes / Vacation:	0.0%
Buy to let loans / Non owner occupied properties:	100.0%
Limited income verified:	0.0%
Adverse credit characteristics (**)	0.0%

Performance

Loans in arrears (≥ 2months - < 6months):	0.0%
Loans in arrears (≥ 6months - < 12months):	0.0%
Loans in arrears (≥ 12months):	0.0%
Loans in a foreclosure procedure:	0.0%

Multi-Family Properties

Loans to tenants of tenant-owned Housing Cooperatives:	n/a
Other type of Multi-Family loans (***)	n/a



(note *) may be based on property value at time of origination or further advance or borrower refinancing.
 (note **) Typically borrowers with a previous personal bankruptcy or borrowers with record of court claims against them at time of origination.
 (note ***) This "other" type refers to loans directly to Housing Cooperatives and to Landlords of Multi-Family properties (not included in Buy to Let).

X. Cover Pool Information - Commercial Assets

Overview

Asset type:	Commercial
Asset balance:	901,729,836
Average loan balance:	593,121
Number of loans:	1,520
Number of borrowers:	994
Largest 10 borrowers:	18.2%
Number of properties:	1,146
Main countries:	Austria (96.1%), Italy (3.9%)

Specific Loan and Borrower characteristics

Bullet loans:	8.2%
Main currencies:	EUR (96.8%), CHF (2.5%), JPY (0.7%)
Fixed rate loans:	24.5%
Non-recourse to sponsor/initiator:	95.4%

For commercial assets located in Germany property values are determined by lending value rather than market value.

Details on Loan Underwriting

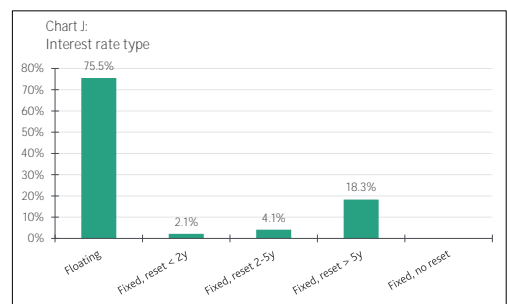
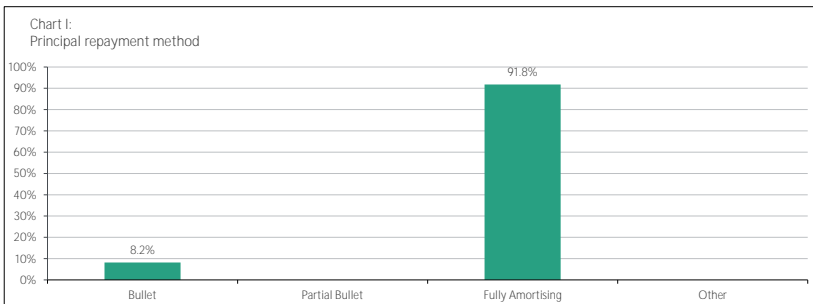
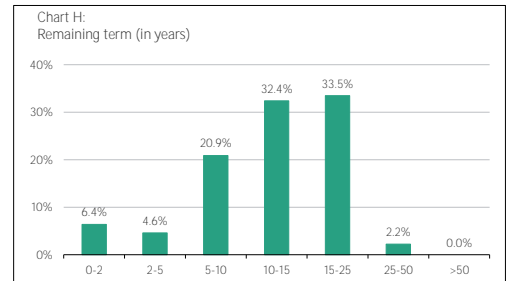
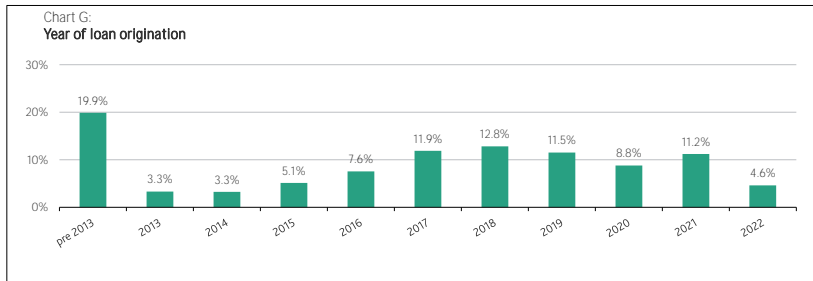
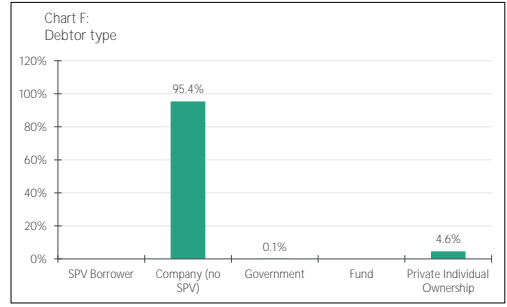
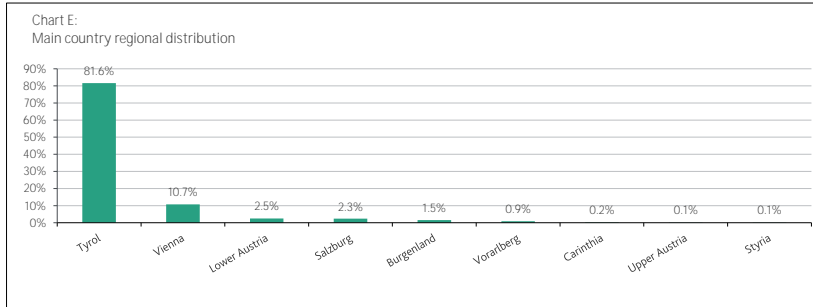
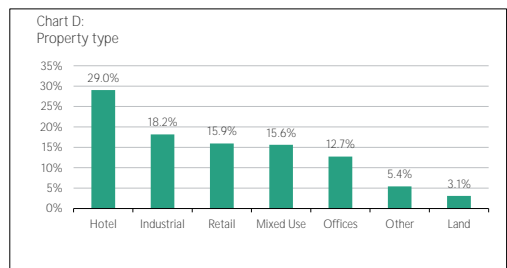
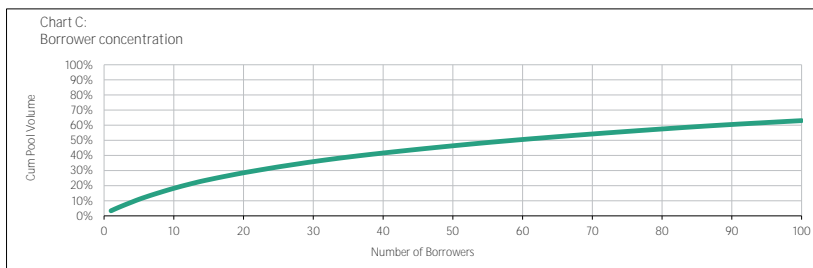
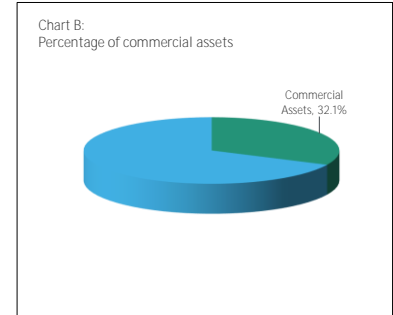
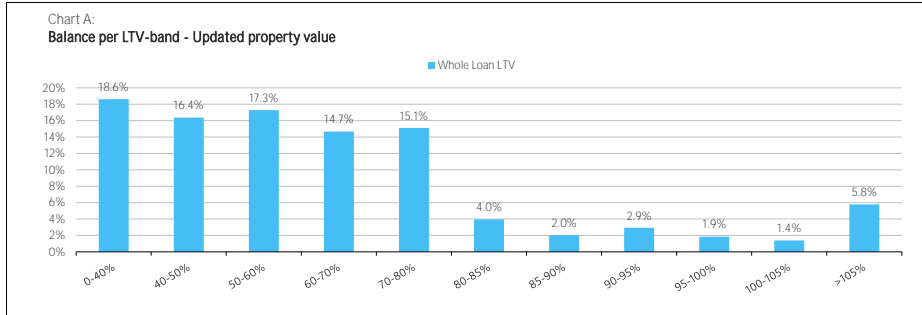
WA DSCR:	n/d
WA loan seasoning (in months):	74
WA remaining term (in months):	152

Details on LTV

WA LTV(*):	n/d
WA Current LTV(**):	62.3%
Valuation type:	Market Value
LTV Threshold:	60.0%

Performance

Loans in arrears ≥ 2 months:	0.5%
Loans in a foreclosure procedure:	0.0%



(note *) Based on whole loan and property value at origination.
 (note **) Based on whole loan and updated property value.

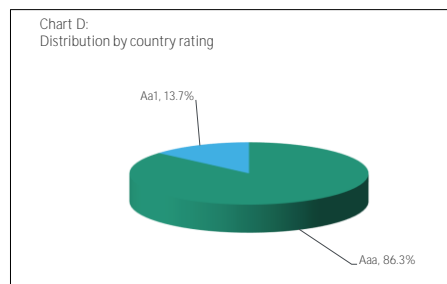
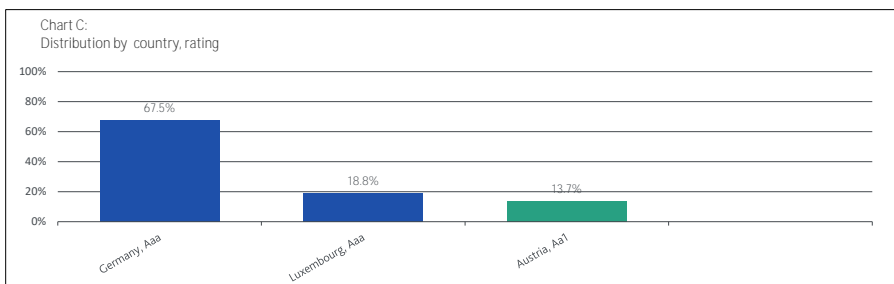
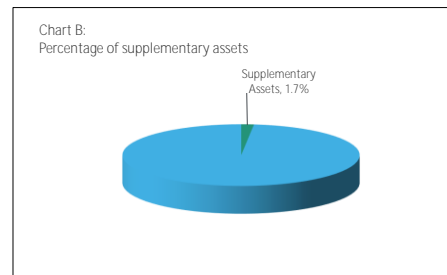
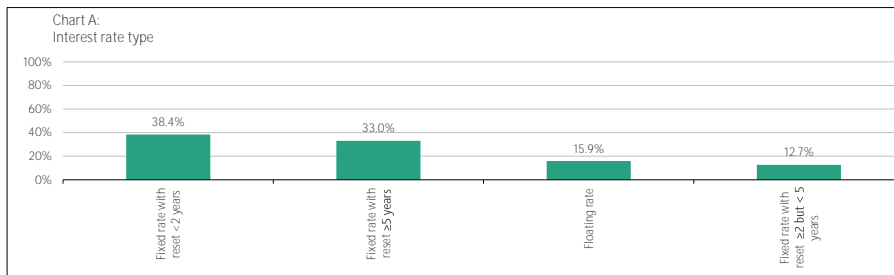
XI. Cover Pool Information - Supplementary Assets

Overview

	Supplementary Assets
Asset type:	48,349,060
Asset balance:	48,349,060
WA remaining Term (in months):	41
Number of assets:	17
Number of borrowers:	15
Average assets size:	2,844,062
Average exposure to borrowers:	3,223,271

Specific Loan and Borrower characteristics

Repo eligible assets:	100.0%
Percentage of fixed rate assets:	84.1%
Percentage of bullet assets:	100.0%
Assets in non-domestic currency:	0.0%
Performance	
Assets in arrears (≥ 2months - < 6months):	0.0%
Assets in arrears (≥ 6months - < 12months):	0.0%
Assets in arrears (> 12months):	0.0%
Assets in a enforcement procedure:	0.0%



XII. Liabilities Information: Last 50 Issuances

ISIN	Series Number	Currency	Outstanding Amount	Issuance Date	Expected Maturity	Extended Maturity	Interest Rate Type	Coupon	Principal Payment
AT0000A2XLD9	n/d	EUR	300,000,000	28/04/2022	28/04/2027	28/04/2027	Fixed rate	1.375%	Hard Bullet
AT0000A2XGD9	n/d	EUR	400,000,000	14/04/2022	31/03/2024	31/03/2024	Fixed rate	0.100%	Hard Bullet
AT0000A2VCL5	n/d	EUR	20,000,000	28/01/2022	28/01/2027	28/01/2027	Fixed rate	0.070%	Hard Bullet
AT0000A2VCM3	n/d	EUR	20,000,000	28/01/2022	28/01/2025	28/01/2025	Fixed rate	0.010%	Hard Bullet
AT0000A2SKP5	n/d	EUR	20,000,000	02/08/2021	02/08/2026	02/08/2026	Fixed rate	0.010%	Hard Bullet
AT0000A2S6B7	n/d	EUR	5,000,000	14/07/2021	14/07/2033	14/07/2033	Fixed rate	0.275%	Hard Bullet
AT0000A2ODQ2	n/d	EUR	500,000,000	11/03/2021	11/03/2031	11/03/2032	Fixed rate	0.010%	Soft Bullet
AT0000A2MBM4	n/d	EUR	5,000,000	04/12/2020	04/12/2025	04/12/2025	Fixed rate	0.010%	Hard Bullet
AT0000A2I6F9	n/d	EUR	160,000,000	10/09/2020	10/12/2023	10/12/2023	Fixed rate	0.100%	Hard Bullet
AT0000A2GLI0	n/d	EUR	10,500,000	29/05/2020	29/05/2040	29/05/2040	Fixed rate	0.740%	Hard Bullet
AT0000A2D7N7	n/d	EUR	15,000,000	28/02/2020	28/02/2030	28/02/2030	Fixed rate	0.140%	Hard Bullet
AT0000A2CFX3	n/d	EUR	10,000,000	21/01/2020	21/01/2030	21/01/2030	Fixed rate	0.351%	Hard Bullet
AT0000A2CEW8	n/d	EUR	13,500,000	20/01/2020	20/01/2040	20/01/2040	Fixed rate	1.010%	Hard Bullet
AT0000A2B5X2	n/d	EUR	5,000,000	11/11/2019	11/11/2044	11/11/2044	Fixed rate	0.658%	Hard Bullet
AT0000A2AYL3	n/d	EUR	500,000,000	17/10/2019	19/10/2026	19/10/2027	Fixed rate	0.010%	Soft Bullet
AT0000A28KS7	n/d	EUR	20,000,000	09/07/2019	09/07/2029	09/07/2029	Fixed rate	0.355%	Hard Bullet
AT0000A28BD7	n/d	EUR	5,000,000	27/05/2019	27/05/2029	27/05/2029	Fixed rate	0.520%	Hard Bullet
AT0000A287P3	n/d	EUR	25,000,000	23/05/2019	23/05/2031	23/05/2031	Fixed rate	0.750%	Hard Bullet
AT0000A27YL5	n/d	EUR	25,000,000	12/04/2019	12/04/2033	12/04/2033	Fixed rate	0.983%	Hard Bullet
AT0000A25HN0	n/d	EUR	1,160,000	07/01/2019	07/01/2027	07/01/2027	Fixed rate	0.610%	Hard Bullet
AT0000A23SR3	n/d	EUR	20,000,000	19/10/2018	19/10/2028	19/10/2028	Fixed rate	1.185%	Hard Bullet
AT0000A23Q63	n/d	EUR	2,500,000	05/10/2018	05/10/2028	05/10/2028	Fixed rate	1.050%	Hard Bullet
AT0000A23C97	n/d	EUR	2,500,000	05/10/2018	05/10/2027	05/10/2027	Fixed rate	0.950%	Hard Bullet
AT0000A213S3	n/d	EUR	5,000,000	27/04/2018	27/04/2034	27/04/2034	Fixed rate	1.350%	Hard Bullet
AT0000A20EE7	n/d	EUR	15,000,000	10/04/2018	10/04/2043	10/04/2043	Fixed rate	1.530%	Hard Bullet
AT0000A20B30	n/d	EUR	5,000,000	19/03/2018	19/06/2028	19/06/2028	Fixed rate	1.100%	Hard Bullet
AT0000A20R8	n/d	EUR	10,000,000	16/02/2018	16/02/2028	16/02/2028	Fixed rate	1.120%	Hard Bullet
AT0000A1ZHK9	n/d	EUR	20,000,000	01/02/2018	01/02/2038	01/02/2038	Fixed rate	1.541%	Hard Bullet
AT0000A1Z8P5	n/d	EUR	4,166,600	15/01/2018	15/01/2026	15/01/2026	Fixed rate	0.500%	Hard Bullet
AT0000A1X2V6	n/d	EUR	2,172,700	12/07/2017	12/07/2023	12/07/2023	Fixed rate	0.480%	Hard Bullet
AT0000A1W5O9	n/d	EUR	300,000,000	23/05/2017	23/05/2024	23/05/2024	Fixed rate	0.500%	Hard Bullet
AT0000A1PL28	n/d	EUR	10,000,000	15/11/2016	30/12/2030	30/12/2030	Fixed rate	1.000%	Hard Bullet
AT0000A15M83	n/d	EUR	8,500,000	14/02/2014	14/02/2024	14/02/2024	Fixed rate	2.300%	Hard Bullet
AT0000A15AJ4	n/d	EUR	5,000,000	30/01/2014	30/01/2024	30/01/2024	Fixed rate	2.350%	Hard Bullet
AT0000A153S1	n/d	EUR	10,000,000	29/01/2014	29/01/2029	29/01/2029	Fixed rate	3.010%	Hard Bullet
AT0000A10DR2	n/d	EUR	10,000,000	17/05/2013	17/05/2023	17/05/2023	Fixed rate	2.060%	Hard Bullet
AT0000A10DS0	n/d	EUR	2,000,000	17/05/2013	17/05/2023	17/05/2023	Fixed rate	2.060%	Hard Bullet
AT00000141106	n/d	EUR	15,677,912	15/01/1998	15/01/2023	15/01/2023	Zero Bond	Zero	Hard Bullet
Restanten Hypf	n/d	EUR	176,667				Fixed rate		n/d

© 2022 Moody's Corporation, Moody's Investors Service, Inc., Moody's Analytics, Inc. and/or their licensors and affiliates (collectively, "MOODY'S"). All rights reserved.

CREDIT RATINGS ISSUED BY MOODY'S CREDIT RATINGS AFFILIATES ARE THEIR CURRENT OPINIONS OF THE RELATIVE FUTURE CREDIT RISK OF ENTITIES, CREDIT COMMITMENTS, OR DEBT OR DEBT-LIKE SECURITIES, AND MATERIALS, PRODUCTS, SERVICES AND INFORMATION PUBLISHED BY MOODY'S (COLLECTIVELY, "PUBLICATIONS") MAY INCLUDE SUCH CURRENT OPINIONS. MOODY'S DEFINES CREDIT RISK AS THE RISK THAT AN ENTITY MAY NOT MEET ITS CONTRACTUAL FINANCIAL OBLIGATIONS AS THEY COME DUE AND ANY ESTIMATED FINANCIAL LOSS IN THE EVENT OF DEFAULT OR IMPAIRMENT. SEE APPLICABLE MOODY'S RATING SYMBOLS AND DEFINITIONS PUBLICATION FOR INFORMATION ON THE TYPES OF CONTRACTUAL FINANCIAL OBLIGATIONS ADDRESSED BY MOODY'S CREDIT RATINGS. CREDIT RATINGS DO NOT ADDRESS ANY OTHER RISK, INCLUDING BUT NOT LIMITED TO: LIQUIDITY RISK, MARKET VALUE RISK, OR PRICE VOLATILITY. CREDIT RATINGS, NON-CREDIT ASSESSMENTS ("ASSESSMENTS"), AND OTHER OPINIONS INCLUDED IN MOODY'S PUBLICATIONS ARE NOT STATEMENTS OF CURRENT OR HISTORICAL FACT. MOODY'S PUBLICATIONS MAY ALSO INCLUDE QUANTITATIVE MODEL-BASED ESTIMATES OF CREDIT RISK AND RELATED OPINIONS OR COMMENTARY PUBLISHED BY MOODY'S ANALYTICS, INC. AND/OR ITS AFFILIATES. MOODY'S CREDIT RATINGS, ASSESSMENTS, OTHER OPINIONS AND PUBLICATIONS DO NOT CONSTITUTE OR PROVIDE INVESTMENT OR FINANCIAL ADVICE, AND MOODY'S CREDIT RATINGS, ASSESSMENTS, OTHER OPINIONS AND PUBLICATIONS ARE NOT AND DO NOT PROVIDE RECOMMENDATIONS TO PURCHASE, SELL, OR HOLD PARTICULAR SECURITIES. MOODY'S CREDIT RATINGS, ASSESSMENTS, OTHER OPINIONS AND PUBLICATIONS DO NOT COMMENT ON THE SUITABILITY OF AN INVESTMENT FOR ANY PARTICULAR INVESTOR. MOODY'S ISSUES ITS CREDIT RATINGS, ASSESSMENTS AND OTHER OPINIONS AND PUBLICATIONS WITH THE EXPECTATION AND UNDERSTANDING THAT EACH INVESTOR WILL, WITH DUE CARE, MAKE ITS OWN STUDY AND EVALUATION OF EACH SECURITY THAT IS UNDER CONSIDERATION FOR PURCHASE, HOLDING, OR SALE.

MOODY'S CREDIT RATINGS, ASSESSMENTS, OTHER OPINIONS, AND PUBLICATIONS ARE NOT INTENDED FOR USE BY RETAIL INVESTORS AND IT WOULD BE RECKLESS AND INAPPROPRIATE FOR RETAIL INVESTORS TO USE MOODY'S CREDIT RATINGS, ASSESSMENTS, OTHER OPINIONS OR PUBLICATIONS WHEN MAKING AN INVESTMENT DECISION. IF IN DOUBT YOU SHOULD CONTACT YOUR FINANCIAL OR OTHER PROFESSIONAL ADVISER.

ALL INFORMATION CONTAINED HEREIN IS PROTECTED BY LAW, INCLUDING BUT NOT LIMITED TO, COPYRIGHT LAW, AND NONE OF SUCH INFORMATION MAY BE COPIED OR OTHERWISE REPRODUCED, REPACKAGED, FURTHER TRANSMITTED, TRANSFERRED, DISSEMINATED, REDISTRIBUTED OR RESOLD, OR STORED FOR SUBSEQUENT USE FOR ANY SUCH PURPOSE, IN WHOLE OR IN PART, IN ANY FORM OR MANNER OR BY ANY MEANS WHATSOEVER, BY ANY PERSON WITHOUT MOODY'S PRIOR WRITTEN CONSENT.

MOODY'S CREDIT RATINGS, ASSESSMENTS, OTHER OPINIONS AND PUBLICATIONS ARE NOT INTENDED FOR USE BY ANY PERSON AS A BENCHMARK AS THAT TERM IS DEFINED FOR REGULATORY PURPOSES AND MUST NOT BE USED IN ANY WAY THAT COULD RESULT IN THEM BEING CONSIDERED A BENCHMARK.

All information contained herein is obtained by MOODY'S from sources believed by it to be accurate and reliable. Because of the possibility of human or mechanical error as well as other factors, however, all information contained herein is provided "AS IS" without warranty of any kind. MOODY'S adopts all necessary measures so that the information it uses in assigning a credit rating is of sufficient quality and from sources MOODY'S considers to be reliable including, when appropriate, independent third-party sources. However, MOODY'S is not an auditor and cannot in every instance independently verify or validate information received in the rating process or in preparing its Publications.

To the extent permitted by law, MOODY'S and its directors, officers, employees, agents, representatives, licensors and suppliers disclaim liability to any person or entity for any indirect, special, consequential, or incidental losses or damages whatsoever arising from or in connection with the information contained herein or the use of or inability to use any such information, even if MOODY'S or any of its directors, officers, employees, agents, representatives, licensors or suppliers is advised in advance of the possibility of such losses or damages, including but not limited to: (a) any loss of present or prospective profits or (b) any loss or damage arising where the relevant financial instrument is not the subject of a particular credit rating assigned by MOODY'S.

To the extent permitted by law, MOODY'S and its directors, officers, employees, agents, representatives, licensors and suppliers disclaim liability for any direct or compensatory losses or damages caused to any person or entity, including but not limited to by any negligence (but excluding fraud, willful misconduct or any other type of liability that, for the avoidance of doubt, by law cannot be excluded) on the part of, or any contingency within or beyond the control of, MOODY'S or any of its directors, officers, employees, agents, representatives, licensors or suppliers, arising from or in connection with the information contained herein or the use of or inability to use any such information.

NO WARRANTY, EXPRESS OR IMPLIED, AS TO THE ACCURACY, TIMELINESS, COMPLETENESS, MERCHANTABILITY OR FITNESS FOR ANY PARTICULAR PURPOSE OF ANY CREDIT RATING, ASSESSMENT, OTHER OPINION OR INFORMATION IS GIVEN OR MADE BY MOODY'S IN ANY FORM OR MANNER WHATSOEVER.

Moody's Investors Service, Inc., a wholly-owned credit rating agency subsidiary of Moody's Corporation ("MCO"), hereby discloses that most issuers of debt securities (including corporate and municipal bonds, debentures, notes and commercial paper) and preferred stock rated by Moody's Investors Service, Inc. have, prior to assignment of any credit rating, agreed to pay to Moody's Investors Service, Inc. for credit ratings opinions and services rendered by it fees ranging from \$1,000 to approximately \$5,000,000. MCO and Moody's Investors Service also maintain policies and procedures to address the independence of Moody's Investors Service credit ratings and credit rating processes. Information regarding certain affiliations that may exist between directors of MCO and rated entities, and between entities who hold credit ratings from Moody's Investors Service and have also publicly reported to the SEC an ownership interest in MCO of more than 5%, is posted annually at www.moody.com under the heading "Investor Relations — Corporate Governance — Director and Shareholder Affiliation Policy."

Additional terms for Australia only: Any publication into Australia of this document is pursuant to the Australian Financial Services License of MOODY'S affiliate, Moody's Investors Service Pty Limited ABN 61 003 399 657 AFSL 336969 and/or Moody's Analytics Australia Pty Ltd ABN 94 105 136 972 AFSL 383569 (as applicable). This document is intended to be provided only to "wholesale clients" within the meaning of section 761G of the Corporations Act 2001. By continuing to access this document from within Australia, you represent to MOODY'S that you are, or are accessing the document as a representative of, a "wholesale client" and that neither you nor the entity you represent will directly or indirectly disseminate this document or its contents to "retail clients" within the meaning of section 761G of the Corporations Act 2001. MOODY'S credit rating is an opinion as to the creditworthiness of a debt obligation of the issuer, not on the equity securities of the issuer or any form of security that is available to retail investors.

Additional terms for Japan only: Moody's Japan K.K. ("MJKK") is a wholly-owned credit rating agency subsidiary of Moody's Group Japan G.K., which is wholly-owned by Moody's Overseas Holdings Inc., a wholly-owned subsidiary of MCO. Moody's SF Japan K.K. ("MSFJ") is a wholly-owned credit rating agency subsidiary of MJKK. MSFJ is not a Nationally Recognized Statistical Rating Organization ("NRSRO"). Therefore, credit ratings assigned by MSFJ are Non-NRSRO Credit Ratings. Non-NRSRO Credit Ratings are assigned by an entity that is not a NRSRO and, consequently, the rated obligation will not qualify for certain types of treatment under U.S. laws. MJKK and MSFJ are credit rating agencies registered with the Japan Financial Services Agency and their registration numbers are FSA Commissioner (Ratings) No. 2 and 3 respectively.

MJKK or MSFJ (as applicable) hereby disclose that most issuers of debt securities (including corporate and municipal bonds, debentures, notes and commercial paper) and preferred stock rated by MJKK or MSFJ (as applicable) have, prior to assignment of any credit rating, agreed to pay to MJKK or MSFJ (as applicable) for credit ratings opinions and services rendered by it fees ranging from JPY100,000 to approximately JPY550,000,000.

MJKK and MSFJ also maintain policies and procedures to address Japanese regulatory requirements.